



Location: CMA2a - Causeway Bay Community Centre

Report on 24-hour TSP monitoring

Action Level ($\mu\text{g}/\text{m}^3$) - 169.5

Limit Level ($\mu\text{g}/\text{m}^3$) - 260

Date	Sampling Time	Weather Condition	Filter paper no.	Filter Weight, g		Elapse Time, hr		Sampling Time, hr	Flow Rate, m^3/min			Total Volume, m^3	TSP Level, $\mu\text{g}/\text{m}^3$
				Initial	Final	Initial	Final		Initial, Q_{si}	Final, Q_{sf}	Average		
01-Feb-11	08:00	Hazy	202028	2.8561	3.1615	13284.98	13308.98	24.00	1.51	1.51	1.51	2176	140
08-Feb-11	08:00	Hazy	202105	2.7714	3.0051	13311.98	13335.98	24.00	1.49	1.49	1.49	2148	109
14-Feb-11	08:00	Hazy	202129	2.7733	2.9387	13338.98	13362.97	23.99	1.48	1.48	1.48	2127	78
19-Feb-11	08:00	Hazy	202150	2.7892	2.8725	13365.97	13389.97	24.00	1.48	1.48	1.48	2129	39
25-Feb-11	08:00	Sunny	202195	2.7639	2.9770	13392.99	13416.99	24.00	1.49	1.49	1.49	2147	99

Report on 1-hour TSP monitoring

Action Level ($\mu\text{g}/\text{m}^3$) - 323.4

Limit Level ($\mu\text{g}/\text{m}^3$) - 500

Date	Sampling Time	Weather Condition	Filter paper no.	Filter Weight, g		Elapse Time, hr		Sampling Time, hr	Flow Rate, m^3/min			Total Volume, m^3	TSP Level, $\mu\text{g}/\text{m}^3$
				Initial	Final	Initial	Final		Initial, Q_{si}	Final, Q_{sf}	Average		
28-Jan-11	08:15	Hazy	202064	2.8522	2.8625	13257.99	13258.99	1.00	1.49	1.49	1.49	89	115
28-Jan-11	10:30	Hazy	202066	2.8622	2.8741	13258.99	13259.99	1.00	1.49	1.49	1.49	89	133
28-Jan-11	14:00	Hazy	202068	2.8652	2.8749	13259.99	13260.99	1.00	1.49	1.49	1.49	89	109
02-Feb-11	08:15	Hazy	202033	2.8553	2.8668	13308.98	13309.98	1.00	1.51	1.51	1.51	91	127
02-Feb-11	09:30	Hazy	202103	2.7779	2.7978	13309.98	13310.98	1.00	1.51	1.51	1.51	91	220
02-Feb-11	10:50	Hazy	202104	2.7458	2.7625	13310.98	13311.98	1.00	1.51	1.51	1.51	91	184
09-Feb-11	10:40	Hazy	202126	2.7605	2.7672	13335.98	13336.98	1.00	1.47	1.50	1.48	89	75
09-Feb-11	15:00	Hazy	202127	2.7251	2.7318	13336.98	13337.98	1.00	1.50	1.50	1.50	90	75
09-Feb-11	16:45	Hazy	202128	2.7971	2.8018	13337.98	13338.98	1.00	1.50	1.50	1.50	90	52
15-Feb-11	09:00	Hazy	202171	2.7253	2.7277	13362.97	13363.97	1.00	1.51	1.51	1.51	90	27
15-Feb-11	10:30	Hazy	202143	2.7815	2.7887	13363.97	13364.97	1.00	1.51	1.51	1.51	90	80
15-Feb-11	13:00	Hazy	202116	2.7386	2.7493	13364.97	13365.97	1.00	1.51	1.51	1.51	90	118
21-Feb-11	14:00	Hazy	202197	2.7600	2.7671	13389.97	13390.97	1.00	1.51	1.51	1.51	90	79
21-Feb-11	15:05	Hazy	202190	2.7478	2.7567	13390.97	13391.97	1.00	1.51	1.51	1.51	90	98
21-Feb-11	16:30	Hazy	202192	2.7426	2.7539	13391.97	13392.97	1.00	1.51	1.51	1.51	90	125
26-Feb-11	08:05	Sunny	202167	2.7243	2.7386	13416.99	13417.99	1.00	1.50	1.50	1.50	90	159
26-Feb-11	09:10	Sunny	202230	2.7902	2.8034	13417.99	13418.99	1.00	1.50	1.50	1.50	90	147
26-Feb-11	10:30	Sunny	202231	2.7878	2.8004	13418.99	13419.99	1.00	1.50	1.50	1.50	90	140



Location: MA1e - International Finance Centre (Eastern Wing)

Report on 24-hour TSP monitoring

Action Level ($\mu\text{g}/\text{m}^3$) - 173.4
 Limit Level ($\mu\text{g}/\text{m}^3$) - 260

Date	Sampling Time	Weather Condition	Filter paper no.	Filter Weight, g		Elapse Time, hr		Sampling Time, hr	Flow Rate, m^3/min			Total Volume, m^3	TSP Level, $\mu\text{g}/\text{m}^3$
				Initial	Final	Initial	Final		Initial, Q_{si}	Final, Q_{sf}	Average		
01-Feb-11	08:00	Hazy	202070	2.8635	3.1600	6380.46	6404.46	24.00	1.28	1.31	1.30	1865	159
08-Feb-11	08:00	Hazy	202074	2.8589	3.0761	6407.47	6431.47	24.00	1.27	1.27	1.27	1835	118
14-Feb-11	08:00	Hazy	202142	2.7706	2.8937	6434.47	6458.46	23.99	1.32	1.32	1.32	1902	65
19-Feb-11	08:00	Hazy	202180	2.7596	2.8347	6461.46	6485.46	24.00	1.30	1.30	1.30	1869	40
25-Feb-11	08:00	Sunny	202157	2.7411	2.9094	6488.46	6512.46	24.00	1.21	1.21	1.21	1741	97

Report on 1-hour TSP monitoring

Action Level ($\mu\text{g}/\text{m}^3$) - 325.1
 Limit Level ($\mu\text{g}/\text{m}^3$) - 500

Date	Sampling Time	Weather Condition	Filter paper no.	Filter Weight, g		Elapse Time, hr		Sampling Time, hr	Flow Rate, m^3/min			Total Volume, m^3	TSP Level, $\mu\text{g}/\text{m}^3$
				Initial	Final	Initial	Final		Initial, Q_{si}	Final, Q_{sf}	Average		
28-Jan-11	08:05	Hazy	202023	2.8600	2.8693	6377.46	6378.46	1.00	1.29	1.29	1.29	77	120
28-Jan-11	09:15	Hazy	202092	2.8893	2.8968	6378.46	6379.46	1.00	1.29	1.29	1.29	77	97
28-Jan-11	10:30	Hazy	202085	2.8662	2.8759	6379.46	6380.46	1.00	1.29	1.29	1.29	77	126
02-Feb-11	08:05	Hazy	202075	2.8572	2.8715	6404.46	6405.46	1.00	1.35	1.35	1.35	81	177
02-Feb-11	09:10	Hazy	202076	2.8644	2.8818	6405.46	6406.46	1.00	1.35	1.35	1.35	81	215
02-Feb-11	10:20	Hazy	202090	2.8795	2.8957	6406.46	6407.46	1.00	1.35	1.35	1.35	81	200
09-Feb-11	08:50	Hazy	202139	2.7819	2.7927	6431.47	6432.47	1.00	1.27	1.27	1.27	76	141
09-Feb-11	10:00	Hazy	212140	2.7722	2.7794	6432.47	6433.47	1.00	1.27	1.27	1.27	76	94
09-Feb-11	11:00	Hazy	202141	2.7722	2.7794	6433.47	6434.47	1.00	1.27	1.27	1.27	76	94
15-Feb-11	09:00	Hazy	202117	2.7302	2.7342	6458.46	6459.46	1.00	1.28	1.28	1.28	77	52
15-Feb-11	10:05	Hazy	202133	2.7934	2.7955	6459.46	6460.46	1.00	1.28	1.28	1.28	77	27
15-Feb-11	13:00	Hazy	202146	2.7999	2.8040	6460.46	6461.46	1.00	1.28	1.28	1.28	77	53
21-Feb-11	08:05	Hazy	202154	2.7558	2.7621	6485.46	6486.46	1.00	1.28	1.28	1.28	77	82
21-Feb-11	09:08	Hazy	202155	2.7662	2.7724	6486.46	6487.46	1.00	1.28	1.28	1.28	77	81
21-Feb-11	10:12	Hazy	202156	2.7419	2.7471	6487.46	6488.46	1.00	1.28	1.28	1.28	77	68
26-Feb-11	08:10	Sunny	202203	2.7983	2.8053	6512.46	6513.46	1.00	1.27	1.27	1.27	76	92
26-Feb-11	09:15	Sunny	202220	2.8288	2.8367	6513.46	6514.46	1.00	1.27	1.27	1.27	76	103
26-Feb-11	10:25	Sunny	202206	2.8016	2.8072	6514.46	6515.46	1.00	1.27	1.27	1.27	76	73



Location: MA1w - International Finance Centre (Western Wing)

Report on 24-hour TSP monitoring

Action Level ($\mu\text{g}/\text{m}^3$) - 173.4

Limit Level ($\mu\text{g}/\text{m}^3$) - 260

Date	Sampling Time	Weather Condition	Filter paper no.	Filter Weight, g		Elapse Time, hr		Sampling Time, hr	Flow Rate, m^3/min			Total Volume, m^3	TSP Level, $\mu\text{g}/\text{m}^3$
				Initial	Final	Initial	Final		Initial, Q_{si}	Final, Q_{sf}	Average		
01-Feb-11	08:00	Hazy	202071	2.8718	3.1439	9525.31	9549.31	24.00	1.25	1.25	1.25	1807	151
09-Feb-11	15:00	Hazy	202138	2.7771	2.9770	9558.30	9582.30	24.00	1.27	1.27	1.27	1826	109
14-Feb-11	08:00	Hazy	202131	2.7628	2.8875	9582.30	9606.29	23.99	1.35	1.35	1.35	1946	64
17-Feb-11	08:00	Hazy	202181	2.7582	2.8458	9609.29	9633.29	24.00	1.35	1.35	1.35	1947	45
25-Feb-11	08:00	Sunny	202184	2.7590	2.9066	9636.29	9660.29	24.00	1.34	1.34	1.34	1932	76

Report on 1-hour TSP monitoring

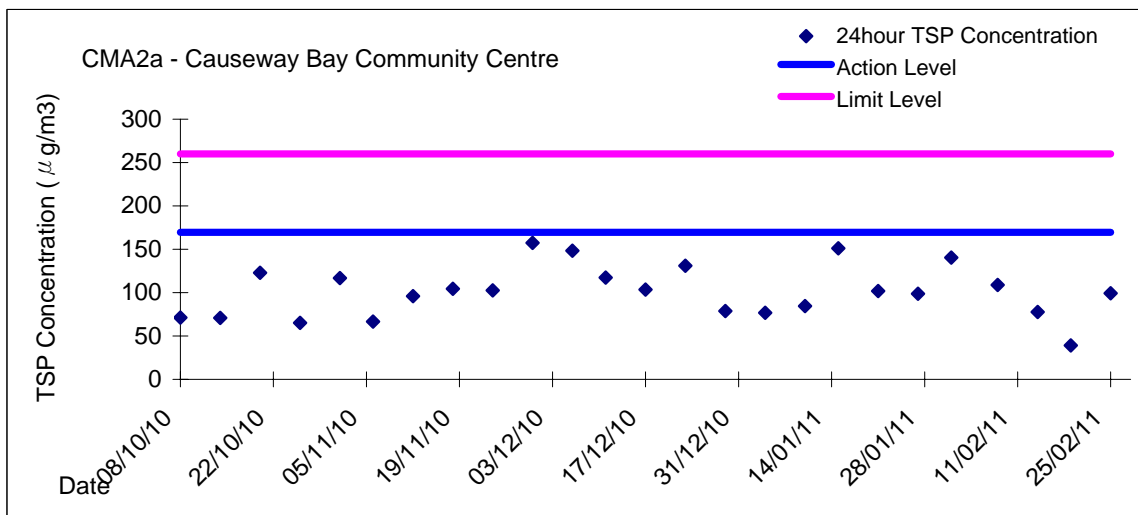
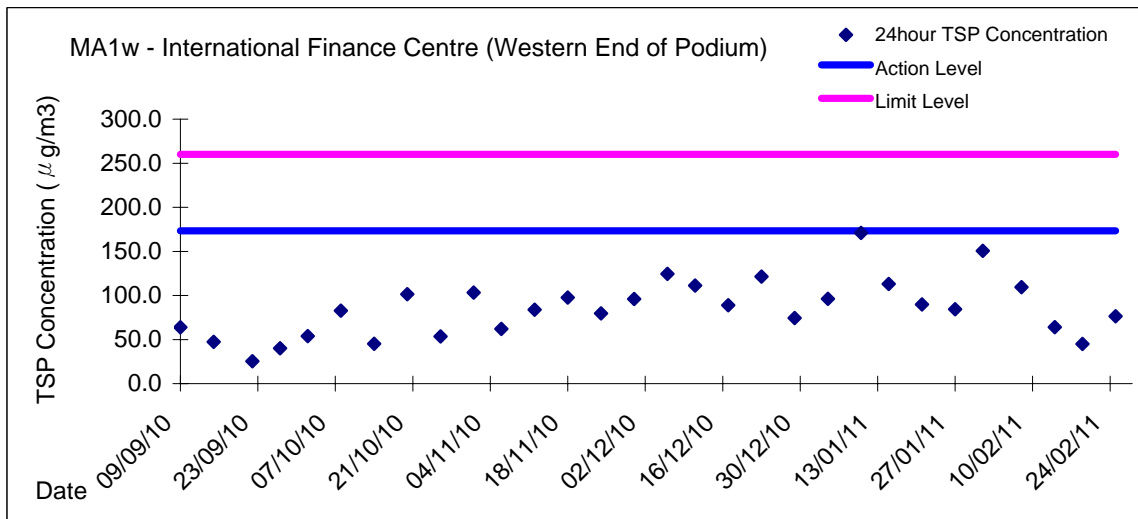
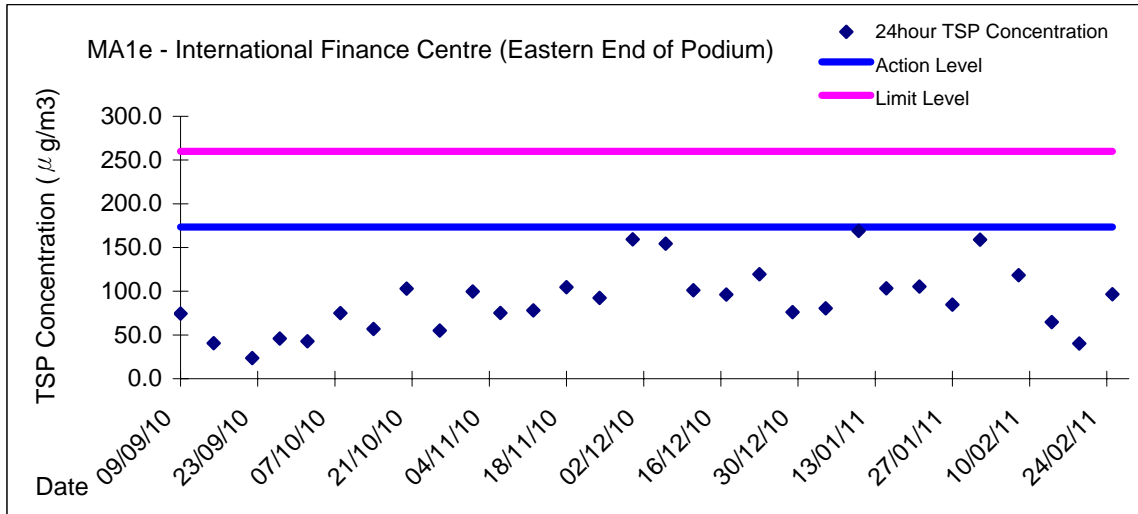
Action Level ($\mu\text{g}/\text{m}^3$) - 325.1

Limit Level ($\mu\text{g}/\text{m}^3$) - 500

Date	Sampling Time	Weather Condition	Filter paper no.	Filter Weight, g		Elapse Time, hr		Sampling Time, hr	Flow Rate, m^3/min			Total Volume, m^3	TSP Level, $\mu\text{g}/\text{m}^3$
				Initial	Final	Initial	Final		Initial, Q_{si}	Final, Q_{sf}	Average		
28-Jan-11	08:15	Hazy	202045	2.8613	2.8700	9522.31	9523.31	1.00	1.37	1.37	1.37	82	106
28-Jan-11	09:25	Hazy	202089	2.8732	2.8811	9523.31	9524.31	1.00	1.37	1.37	1.37	82	96
28-Jan-11	10:50	Hazy	202036	2.8665	2.8747	9524.31	9525.31	1.00	1.37	1.37	1.37	82	100
02-Feb-11	08:10	Hazy	202035	2.8577	2.8713	9549.31	9550.31	1.00	1.25	1.25	1.25	75	181
02-Feb-11	09:15	Hazy	202072	2.8682	2.8829	9550.31	9551.31	1.00	1.25	1.25	1.25	75	195
02-Feb-11	10:40	Hazy	202073	2.8697	2.8832	9551.31	9552.31	1.00	1.25	1.25	1.25	75	179
09-Feb-11	09:50	Hazy	202135	2.7925	2.8008	9555.30	9556.30	1.00	1.31	1.31	1.31	78	106
09-Feb-11	10:55	Hazy	202136	2.8094	2.8180	9556.30	9557.30	1.00	1.31	1.31	1.31	78	110
09-Feb-11	13:00	Hazy	202137	2.7909	2.7993	9557.30	9558.30	1.00	1.31	1.31	1.31	78	107
15-Feb-11	09:10	Hazy	202134	2.7872	2.7996	9606.29	9607.29	1.00	1.39	1.47	1.43	86	145
15-Feb-11	10:20	Hazy	202132	2.7864	2.7950	9607.29	9608.29	1.00	1.39	1.47	1.43	86	100
15-Feb-11	13:00	Hazy	202147	2.7725	2.7778	9608.29	9609.29	1.00	1.38	1.46	1.42	85	62
21-Feb-11	08:10	Hazy	202151	2.7714	2.7808	9633.29	9634.29	1.00	1.39	1.47	1.43	86	110
21-Feb-11	09:15	Hazy	202152	2.7766	2.7852	9634.29	9635.29	1.00	1.39	1.47	1.43	86	100
21-Feb-11	10:20	Hazy	202153	2.7525	2.7595	9635.29	9636.29	1.00	1.39	1.47	1.43	86	82
26-Feb-11	08:13	Sunny	202204	2.8191	2.8260	9660.29	9661.29	1.00	1.38	1.34	1.36	82	85
26-Feb-11	09:22	Sunny	202205	2.8061	2.8149	9661.29	9662.29	1.00	1.38	1.34	1.36	82	108
26-Feb-11	10:30	Sunny	202207	2.8106	2.8197	9662.29	9663.29	1.00	1.38	1.34	1.36	82	112



Graphic Presentation of 24 hour TSP Result



Graphic Presentation of 1 hour TSP Result

